
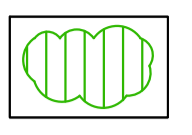
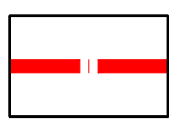
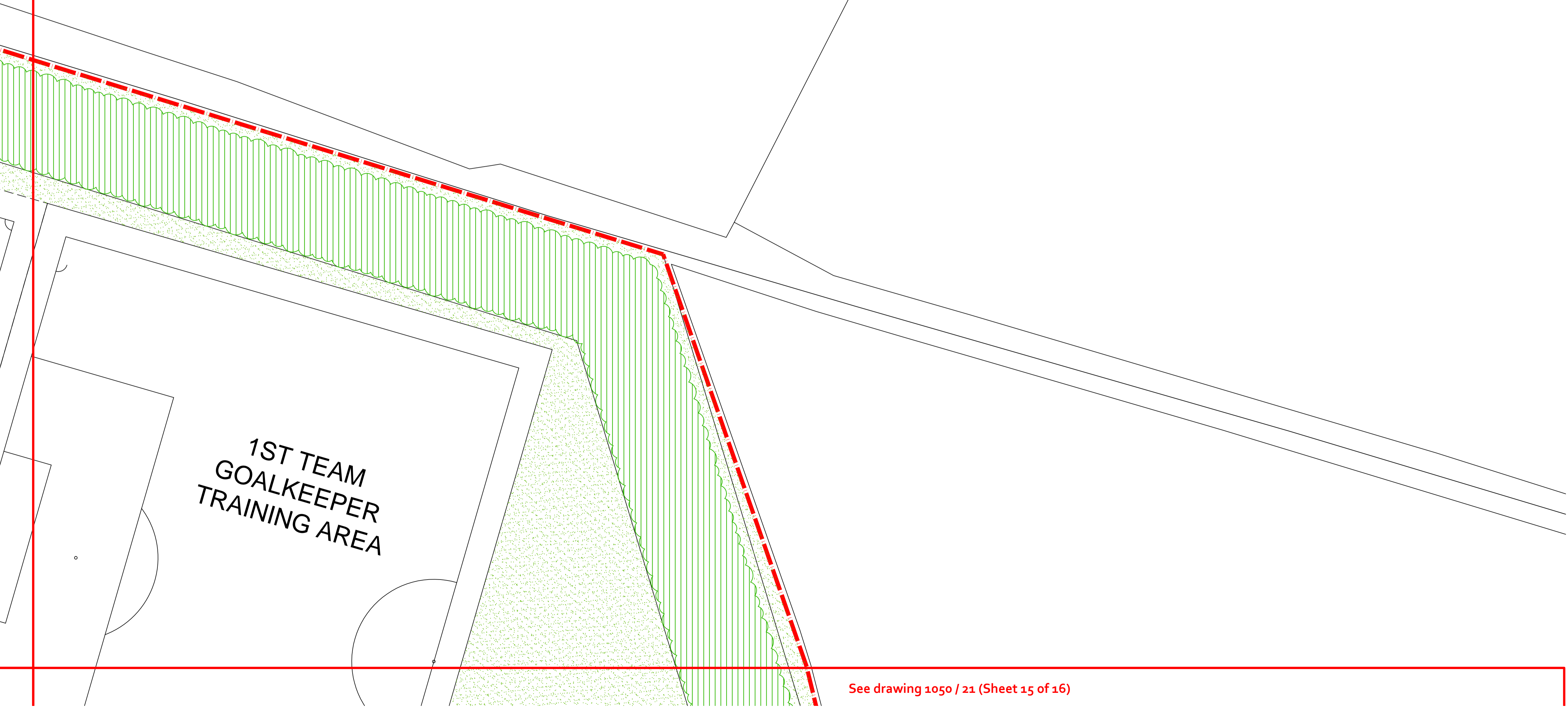


See drawing 1050 / 17 (Sheet 11 of 16)

**Legend**

-  Proposed close mown Amenity grass mix (see planting schedule)
-  Proposed structure woodland planting 2 with Woodland meadow grass mix (see planting schedule)
-  Site boundary



See drawing 1050 / 21 (Sheet 15 of 16)

- General Notes**
1. Prior to commencement of any work on site, protective fencing must be erected around existing trees to be retained in accordance with BS 5837:(2012).
  2. Prior to any deep cultivation or excavation of planting pits the landscape contractor must check with the site manager / engineer for exact locations of any underground services.
  3. Proposed structural woodland planting to be protected with temporary fencing and spiral guards to ensure successful establishment.
  4. Some tree positions may have to be amended to accommodate any amendments to locations of services.
  5. Sports pitch treatment by others.
  6. For information on surface materials & details of hard landscape features such as walls & fences refer to architect's drawings.
  7. For information on levels & drainage refer to engineer's drawings.
  8. Limited information with regard to levels, drainage & underground services was available to us at time of preparation of drawing.
  9. For Planting Schedule and Planting Notes refer to drawing number 1050/08.
  10. For Maintenance and Management Proposals refer to separate A4 document.



Project: Kingsford, Aberdeen	Client: Thomson Management Consultants
Drawing Title: Planting Plan (Sheet 14 of 16)	
Scale: 1:250 @ A1	Date: 25 / 11 / 2016
Drawing No: 1050 / 20	Status: Planning
Drawn by: S Cochran-Sharp	Checked by: R Wilkie
	
<small>a: Axwel House, East Mains Industrial Estate, Broxburn, West Lothian EH52 5AU  t: 01506 858 757 w: brindleyassociates.co.uk  © Brindley Associates Ltd.</small>	